



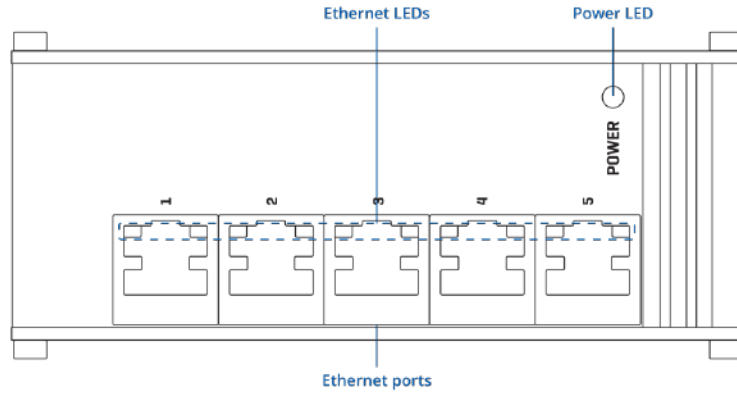
TSF010

v1.0

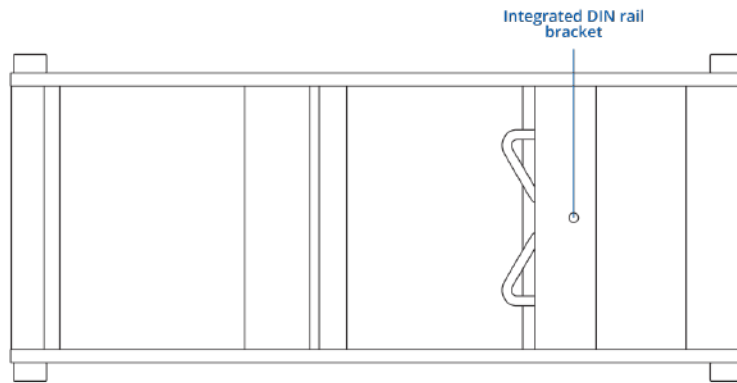


HARDWARE

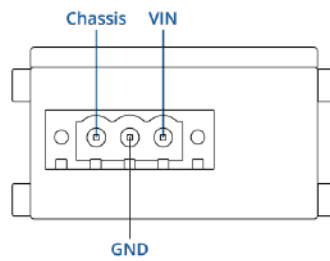
FRONT VIEW



BACK VIEW

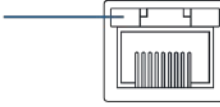


POWER SOCKET PINOUT



RJ45 LED MEANING

Orange LED on: link established
10/100 Mbps
Orange LED blinking: active connection



FEATURES

Ethernet

ETHERNET	5 x ETH ports, 10/100 Mbps, supports auto MDI/MDIX crossover
IEEE 802.3 series standards	802.3i, 802.3u, 802.3ab, 802.3x, 802.3az

INDUSTRIAL PROTOCOLS

Profinet	Profinet Class A conformance (available with optional order code)
-----------------	---

Performance Specifications

Bandwidth (Non-blocking)	10 Gbps
Packer buffer	128 KB
MAC address table size	2K entries
Jumbo frame support	9216 bytes

Power

Connector	3-pin industrial DC power socket
Input voltage range	7 – 57 VDC, overvoltage protection: 60 Vmax, reverse polarity protection: 80 Vmax, surge protection: min 64.4V/max 71.2V breakdown voltage, 93.6V maximum reverse voltage @4.3A maximum reverse surge current
Power consumption	Idle: 1 W / Max: 1.5 W

Physical Interfaces

Ethernet	5 x RJ45 ports, 10/100 Mbps
Status LEDs	1 x Power LED, 10 x ETH status LEDs
Power	1 x 3-pin industrial DC power socket
Grounding	Grounding terminal on power connector

Physical Specification

Casing material	Anodized aluminum housing and panels
Dimensions (W x H x D)	113 x 28 x 50 mm
Weight	142 g
Mounting options	Integrated DIN rail bracket

Operating Environment

Operating temperature -40 °C to 75 °C

Operating humidity 5% to 95% non-condensing

Ingress Protection Rating IP30

ORDERING

STANDARD PACKAGE*



- TSF010
- 3-pin power connector
- QSG (Quick Start Guide)
- Packaging box

*Standard package contents may differ based on standard order codes.

For more information on all available packaging options – please [contact us](#) directly.

CLASSIFICATION CODES

HS Code: 851762

HTS: 8517.62.00

AVAILABLE VERSIONS

TSF010 *****0	N/A	TSF010000000 / Standard package without PSU
TSF010 *****1	N/A	TSF010000001 / Standard package without PSU

Profinet Class A conformance

TSF010 SPATIAL MEASUREMENTS

PHYSICAL SPECIFICATION

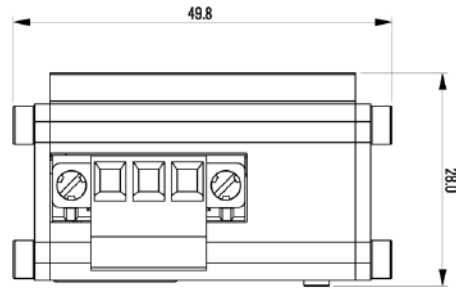
Device housing*: 113 x 28 x 50 mm

Box: 140 x 32 x 56 mm

*Housing measurements are presented without antenna connectors and screws; for measurements of other device elements look to the sections below.

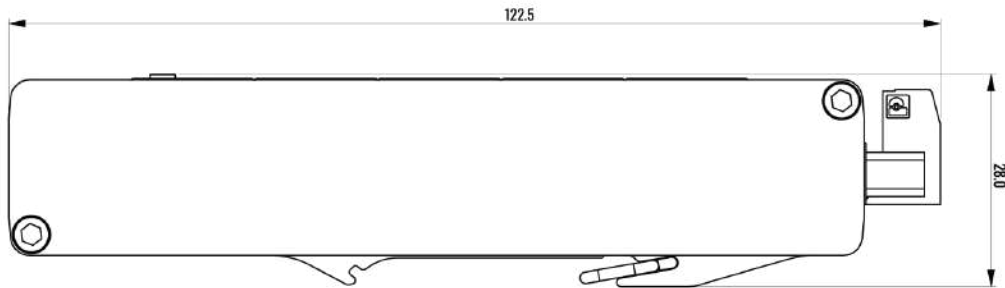
TOP VIEW

The figure below depicts the measurements of device and its components as seen from the top:



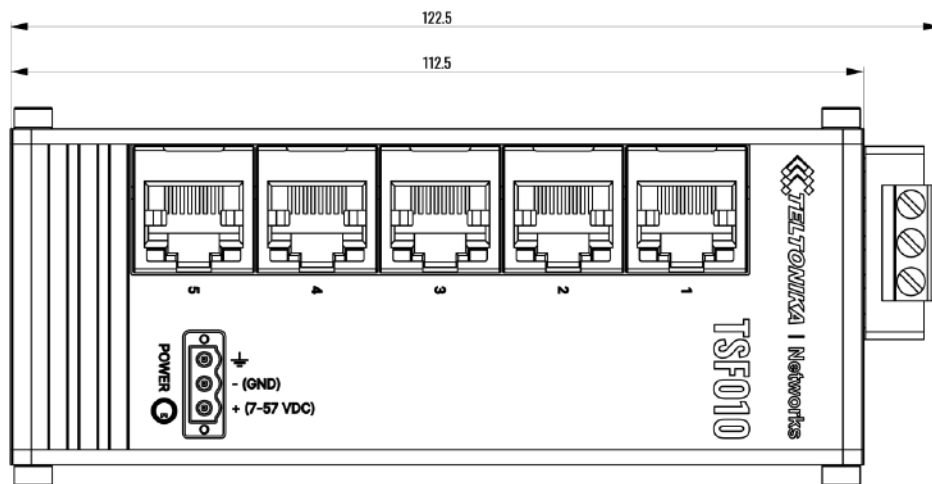
RIGHT VIEW

The figure below depicts the measurements of device and its components as seen from the right:



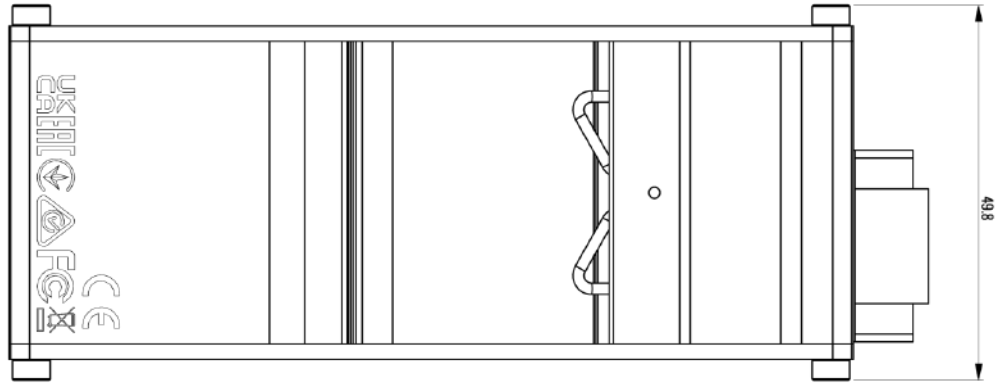
FRONT VIEW

The figure below depicts the measurements of device and its components as seen from the front panel side:



REAR VIEW

The figure below depicts the measurements of device and its components as seen from the back panel side:



MOUNTING SPACE REQUIREMENTS

The figure below depicts an approximation of the device's dimensions when cables and antennas are attached:

